

PROVA ORALE N. I

I) Segnalazione e gestione di un evento avverso.

QUESITO DI INFORMATICA

Il candidato in un foglio dati Excel calcoli il tasso di incidenza delle infezioni a partire dai dati forniti e crei un grafico per la rappresentazione.

Rf

A

WB

PROVA ESTRATTA

DAVIDE BUSATO




A stylized handwritten signature in black ink, appearing to read 'Davide Busato'.

PROVA ORALE N. 2

- 1) Percorso paziente chirurgico: quali sono le fasi principale del processo e proposta di KPI.

QUESITO DI INFORMATICA

Il candidato in un foglio dati Excel calcoli il tasso di incidenza delle infezioni a partire dai dati forniti e crei un grafico per la rappresentazione.

PROVA NON ESTRATTA

DAVIDE BUSATO

A handwritten signature in black ink, appearing to read 'Davide Busato', written in a cursive style.

PROVA ORALE N. 3

- 2) Archiviazione documentazione sanitaria differenze tra documentazione digitale e cartacea.

QUESITO DI INFORMATICA

Il candidato in un foglio dati Excel calcoli il tasso di incidenza delle infezioni a partire dai dati forniti e crei un grafico per la rappresentazione.

Rf

PROVA NON ESTRATTA

DAVIDE BUSATO 



The European Union summary report on antimicrobial resistance in zoonotic and indicator bacteria from humans, animals and food in 2022–2023

European Food Safety Authority | European Centre for Disease Prevention and Control

Correspondence: zoonoses@efsa.europa.eu;
fwd@ecdc.europa.eu

The declarations of interest of all scientific experts active in EFSA's work are available at <https://open.efsa.europa.eu/experts>

Abstract

This report presents the main findings of the 2022–2023 harmonised antimicrobial resistance (AMR) monitoring in *Salmonella* spp., *Campylobacter jejuni* and *Campylobacter coli* from humans and food-producing animals (broilers, laying hens and fattening turkeys, fattening pigs and cattle under 1 year of age) and derived meat. For animals and meat, AMR data on indicator commensal *Escherichia coli*, presumptive extended-spectrum beta-lactamase (ESBL)/AmpC beta-lactamase (AmpC)/carbapenemase (CP)-producing *E. coli* and the occurrence of methicillin-resistant *Staphylococcus aureus* (MRSA) are also analysed. Generally, resistance differed greatly between reporting countries and antimicrobials. A high proportion of *Salmonella* spp. and *Campylobacter* isolates from humans and animals were resistant to commonly used antimicrobials (ampicillin, tetracycline and sulfonamides) in human and veterinary medicine, although *Salmonella* isolates from laying hens exhibited lower resistance. In humans, increasing trends in resistance to ciprofloxacin, one of two critically important antimicrobials (CIA) for human treatment, were observed in poultry-associated *Salmonella* serovars and in *Campylobacter*, in several reporting countries. Combined resistance to CIA was however observed in a low proportion of isolates except for some *Salmonella* serovars and *C. coli* from humans and animals in some countries. In imported fresh meat of broilers and turkeys sampled at border control posts, resistance to third-generation cephalosporins was observed respectively at very high and moderate levels in *Salmonella* and indicator *E. coli*. While CP-producing *Salmonella* isolates were not detected in animals in 2022–2023, five human cases of CP-producing *Salmonella* were reported in 2022 and six cases in 2023 (the majority harbouring *bla*_{OXA-48} or *bla*_{OXA-48}-like genes). Detection of CP-producing *E. coli* isolates (carrying *bla*_{OXA-48}, *bla*_{OXA-181}, *bla*_{OXA-244}, *bla*_{NDM-5} and *bla*_{VIM-1} genes) in broilers, fattening turkeys, fattening pigs, cattle under 1 year of age and meat from pigs by seven member states (MSs) in 2022 and 2023, requires a thorough follow-up. The temporal trend analyses in key outcome indicators (complete susceptibility and prevalence of ESBL/AmpC-producing *E. coli*) showed an encouraging progress in reducing AMR in food-producing animals in several EU MSs over the last 10 years.

KEYWORDS

antimicrobial resistance, ESBL, indicator bacteria, MRSA, zoonotic bacteria

This is an open access article under the terms of the Creative Commons Attribution-NoDerivs License, which permits use and distribution in any medium, provided the original work is properly cited and no modifications or adaptations are made.

© 2025 European Food Safety Authority. EFSA Journal published by Wiley-VCH GmbH on behalf of European Food Safety Authority.

